

For Earth, For Life
Kubota



KUBOTA L1-SERIES

L1-382 – L1-452 – L1-522 – L1-552



To meet the constantly changing demands of your working day, the equipment you rely on has to deliver maximum performance – all day long. The L1-Series tractors are designed to do exactly that. Hard working, versatile and easy to operate, they provide tremendous value for money over their working life.

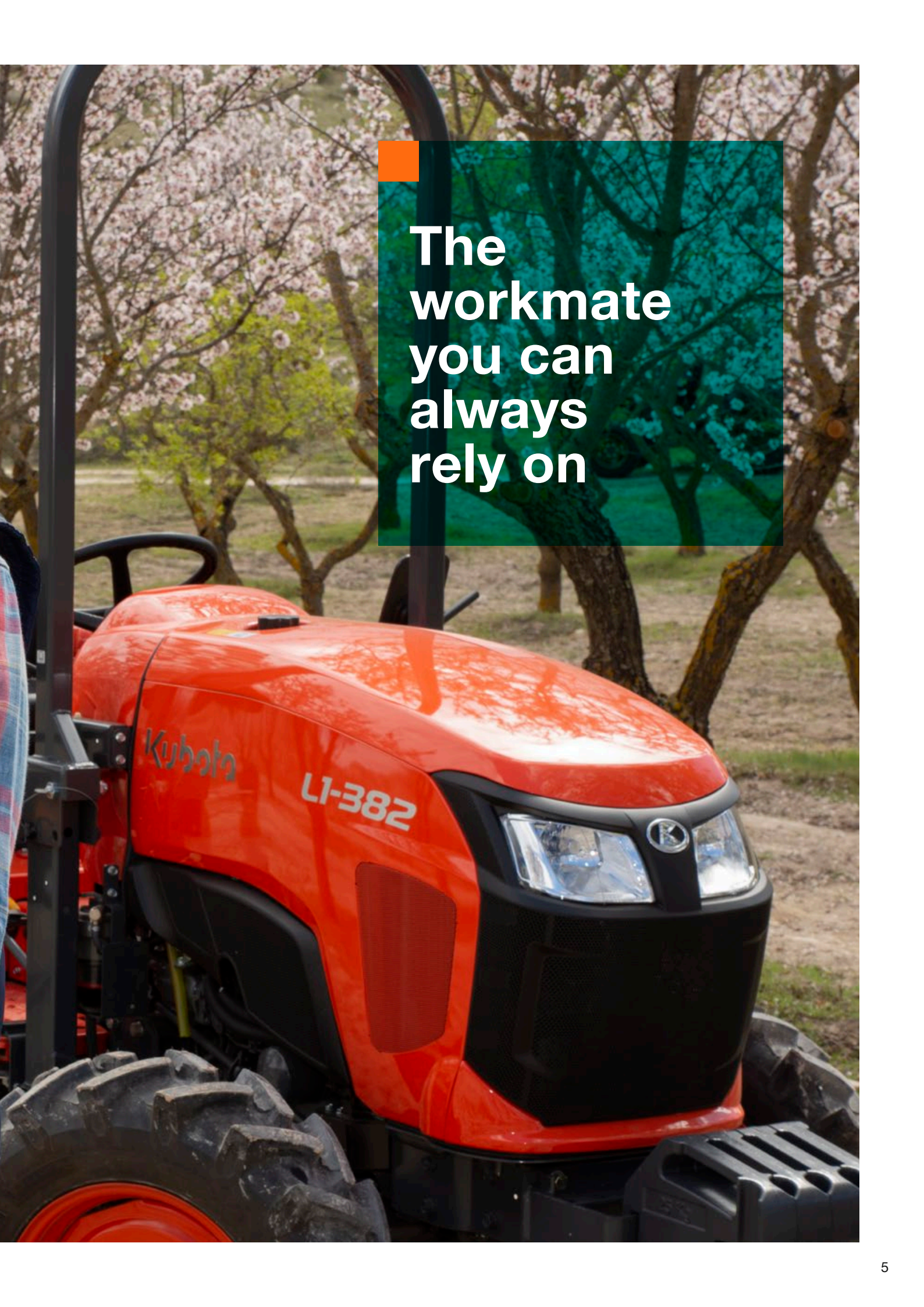




Making happy work



At the end of the day, getting the perfect result is crucial for you. The L1-Series compact tractors from Kubota help you achieve that. With plenty of useful features for added comfort, safety and efficiency, they are a reliable tractor which gives you perfect results and leaves you proud of your work.

A red Kubota L1-382 tractor is shown in a field of cherry blossom trees. The tractor is the central focus, with its front end and large rear tire visible. The background is filled with trees in full bloom, creating a soft, pinkish atmosphere. A semi-transparent teal box with white text is overlaid on the right side of the image. A small orange square is positioned at the top left of the teal box.

**The
workmate
you can
always
rely on**

A Kubota L1-Series tractor is shown in a barn setting. The tractor is orange and black, with large, treaded tires. In the background, several cows are visible in their stalls. The scene is lit with warm, indoor lighting.

Versatility, power and great value – every day

The tough and rugged L1-Series tractors are ideally equipped to perform a wide range of tasks. With their powerful diesel engine, robust drive chain and impressive lifting capacity, they combine practicality with versatility. And, like all Kubota tractors, they are great value for money.



#Highlights

Perform any task confidently

Robust and fitted with great equipment, the new L1-Series tractors adapt perfectly to your needs. With their powerful diesel engines, robust drive trains and large lifting capacity, this series offers unbeatable value for money.





The compact all-rounder

The L1-Seires tractors are all-rounders in the best sense. Their powerful front loaders and the numerous attachment options are optimised for a variety of uses in a wide range of applications. Thanks to its updated design, the new L1-Series is not only a guaranteed

eye-catcher, but also impresses with its useful innovations, such as the code-protected anti-theft function that provides additional security. If you frequently need to perform turning manoeuvres, you will appreciate the front axle with bevel gear drive. This gives the tractor excellent agility.

Model	Engine	Power (ECE R120) hp	Transmission	Structure
L1-382 HDW	D1803-CR-E5	38	HST 3 ranges	Rear ROPS
L1-382 DW/DM	D1803-CR-E5	38	Mechanical F8/R4	Rear ROPS/Mid ROPS
L1-452 HDW	V2403-CR-E5	45	HST 3 ranges	Rear ROPS
L1-452 DW/DM	V2403-CR-E5	45	8F/8R full synchro	Rear ROPS/Mid ROPS
L1-522 DW/DM/DCN	V2403-CR-TE5	51	8F/8R full synchro	Rear ROPS/Mid ROPS/Opt cab
L1-552 HDW	V2403-CR-TE5	55	HST 3 ranges	Rear ROPS

Powerful engines for tough jobs

Strong by design. The L1-Series tractors are equipped with the latest generation of powerful 3-cylinder and 4-cylinder diesel engines. These modern engines from Kubota are characterised by high performance and excellent power reserves. These efficient Stage V engines are not only more environmentally friendly, but also consume less fuel.

Engines that love working hard


Quiet and powerful, the engines combine durability, productivity and ample power reserves to support your daily work.

Easy maintenance

The simplicity of servicing the tractors makes your daily maintenance tasks much easier. You can open the tractor's one-piece bonnet wide and all important maintenance points, such as filters, coolers, grease nipples, etc., are easily accessible.

Fill up once and work longer

Ready to get busy? There's no danger of running low on fuel with the L1-Series tractors: the generous fuel tank holds up to 50 litres of diesel. With a full tank, a long working day is guaranteed without having to refuel in between.



A man in a dark jacket is operating a bright orange Kubota tractor inside a large, dimly lit barn. The tractor has 'Kubota' and 'LT-522' written on its side. The barn has a high, dark wooden ceiling with several lights. In the background, there are wooden stalls and a metal trailer. The floor is wet and reflective.


Did you know?

Did you know that Kubota produces its own engines and that Kubota is the global market leader for industrial diesel engines under 100 hp? You might be surprised to learn under which bonnets Kubota engines are at work. Top quality and efficiency are the main ingredients of this success.

#Transmission

Precise and efficient gear shifting

The new L1-Series offers a choice of two transmission systems. The manual gear transmission enables high efficiency when working in the field. The hydrostatic transmission (HST) with three speed levels offers unsurpassed smoothness and responsiveness. All these transmissions represent quality “Made by Kubota” that can be that can be relied on every day.



The right gear for every task

The gears are well graded to ensure that you will always find the right working speed to suit each application. The mechanical gearbox is easy and intuitive to operate. Its gearshift lever is ergonomically positioned so that you can quickly and conveniently change the ranges and gears.

Efficient clutch operation

Thanks to the L1-382 two-stage clutch, you can operate the PTO and engage the main clutch at the same time. This is especially useful when you need to change gears during work without stopping the PTO.



Always the right speed

Heavy pulling work, mowing, and then onto the road: with the triple-range HST it's simple to find the right speed for every job. The gearbox constantly maintains an optimum transmission ratio for three speed ranges to ensure the ideal working speeds are chosen. Fitted as standard on the tractors, the cruise control function (with the exception of L1-382) function lets you set the speed you want at the touch of a button.


Gentle on the accelerator pedal

The hydrostatic transmission's hydraulic servo assisted pre-control makes it much easier to operate the accelerator pedal. This is because the pedal forces remain very low, regardless of the load. What's more, no vibrations are transmitted to the control element. This means you can safely and conveniently alter the driving speed or effortlessly switch from forward to reverse driving.

#ROPS

A compact tractor that's big on comfort

The new L1-Series is proof that even compact tractors can be comfortable and spacious when it comes to the operators station. The platform offers the driver a modern workplace that makes all the difference in terms of safety, comfort and ergonomics. Great for long days at the wheel.



L1-382



L1-452

Optimised workplace


The new platform design provides impressive levels of comfort and ergonomics. All operating elements are optimally placed and easy for you to reach.



L1-452



L1-382



L1-382



L1-452

Outstanding comfort

The L1-Series compact tractors are equipped with a height-adjustable steering wheel and a comfortable operator's seat. This ensures maximum comfort, even during long working days.

Your choice of protection

Choose from practical protection or comfort all year round. The L1-Series compact tractors are available with a folding roll-over protection system (ROPS), mounted in the centre or at the rear, and there is an optional cabin version.

Impressive comfort

Whether you choose a ROPS version or the cabin model, you will enjoy the generous amount of space and comfort offered by Kubota's new L1-Series. The large operator station with its flat platform is extremely easy to access. All controls are ergonomically positioned for ease of use.

Useful functions

The machines are equipped with standard features such as engine speed memory, cruise control (HST models) or the code-protected anti-theft function.

#Hydraulics





High power guaranteed

The great versatility and performance of the new L1-Series is based on the powerful and reliable hydraulic system with its high lifting capacity. Thanks to their high lifting power, the tractors have the necessary power reserves even for demanding jobs. The simple mounting and dismounting of the implements is another factor that increases efficiency and productivity.

Powerful hydraulic performance

Their powerful hydraulics make the new L1-Series compact tractors extremely versatile. The rear linkage has a whopping 1,750 kg maximum lifting capacity, and the hydraulic pump dedicated to auxiliary circuit achieves a maximum output of 37 l/min. This gives you a high degree of flexibility in terms of attachments and working range. What's more, it allows you to easily handle applications that require more hydraulic power and makes working with the front loader very efficient. One control valve is standard, with up to three control valves as an option.

Extremely manoeuvrable

The front axle with its bevel gear drive and the integrated power steering guarantee excellent manoeuvrability and a high level of steering comfort.

Versatile front mounting area

Depending on the model, the optional front PTO shaft makes the front of the tractors a fully-fledged attachment space that can be used for many purposes. Together with the rear mounting space, this opens up a wide range of different possibilities for operating combinations of implements. If required, the lifting arms can be folded up, for example to provide greater ground clearance.



#Front loader

New levels of productivity

The front loader from Kubota is optimally matched to the compact tractors of the new L1-Series. Lifting forces, lifting heights and dimensions are all perfectly matched to the machines. The front loader demonstrates great versatility and performance, even with heavy loads. An excellent view of the working area is guaranteed at all times.

Optional front loader

The Kubota LA 525 (L1-382), LA 805 (L1-452) and LA 1055 (L1-522 and L1-552) front loaders are available as an option for all models in the new L1 range – with the exception of the central rops versions. This significantly expands the range of applications for these compact tractors.

Rapid mounting

The L1-Series front loaders can be mounted and dismounted easily and without tools. Locking bolts and hydraulic connections can be coupled without tools. With its quick attachment system and stowage supports, the front loader can be assembled and disassembled in just a few minutes. A quick-change frame (quick-attach) facilitates the mounting and dismounting of working tools and extends the tractor's range of applications in no time at all.





Did you know?

Did you know that Kubota is not only one of the top 50 most recognised brands in Japan, but also one of the largest tractor manufacturers in the world? In 2014 alone, Kubota produced more than 180,000 tractors.

Quick change of tools

Available as an option, the quick-change system for different shovels, pallet forks or bale forks, for example, makes it easy to mount and dismount tools.

Simple operation

Even the challenging front loader work should be as easy as possible for you. The modern joystick control is convenient and effective to use, even when the front loader swing arm and the implement need to be controlled simultaneously.

Totally resilient

As is the case with the front loaders, the heavy-duty hydraulic cylinders are designed for robust front loader applications and a long service life. The hydraulic lines are well protected and run inside the swing arm to give you a clear view of your working area.

#Value Protection

Getting the most out of your tractor, long term

Kubota makes your life easier and our Kubota Care Extended Warranty keeps your tractor running as smoothly as it did on day one. This ensures that the value of your machine is reliably protected, far into the future.



Kubota Care Benefits



Price Increase Protection

Protects you against

- VAT increase
- Parts price increase
- Labour price increase



Genuine Parts

Protects your machine through exclusive usage of Kubota Genuine Parts.

Kubota Parts and Service

Reliability for the Job Ahead



Cost Protection

No hidden costs!
No deductible!

The Kubota name is widely respected for representing top Japanese quality. All Kubota machines are designed for the toughest working conditions and long running times. Even so, it is impossible to avoid unforeseen damage over the years. With Kubota Care, you can easily cope with the risk of unexpected costs in the future. At the same time, you can avoid unplanned downtime and stay profitable over the long term.

The perfect solution

Kubota Care takes one potential worry out of farming life. This service package offers you maximum operational and cost security as well as complete protection beyond the usual warranty obligations. Kubota Care provides you with a full extended warranty of up to 5 years or 5,000 operating hours (whichever comes first).

Full Warranty Coverage

What does Kubota Care cover?

Kubota Care is a comprehensive warranty extension that covers all components which are covered during the contractual warranty. And if a warranty repair is necessary of course no deductible will be charged from you!



Dealer Contact

In case of a claim your dealer is your only contact person. That means no hassles with third-party providers, everything works smoothly.



Professional Treatment

Nobody knows your machine better than Kubota trained technicians. Operated with specialised tools qualified by the manufacturer.



Resale Value

Increase your machines resale value. Kubota Care is transferable to the new owner.

#Technical data

Model		L1-382 DW/DM	L1-382 HDW	L1-452 HDW	L1-552 HDW	L1-452 DW/DM	L1-522 DW/DM	L1-522 DCN
		Rear ROPS/ Mid ROPS	Rear ROPS	Rear ROPS	Rear ROPS	Rear ROPS/ Mid ROPS	Rear ROPS/ Mid ROPS	Cab
Engine								
Model		D1803-CR-E5-EU1	D1803-CR-E5-EU2	V2403-CR-E5-GE3	V2403-CR-TE5-GE3	V2403-CR-E5-GE1	V2403-CR-TE5-GE1	
Type		Indirect injection, vertical, water-cooled, 4 cycle diesel, 4WD		Direct injection, water-cooled 4 cycle diesel, common rail system				
Number of cylinders		3		4				
Engine power ECE R120	kW (hp)	27.6 (37.8)		33.0 (44.9)	40.1 (54.5)	33.0 (44.9)		37.4 (50.8)
Total displacement	cc	1,826		2,434				
Maximum torque (gross)	Nm (at 1.600 rpm)	115.8/1,600		148.9	185.3	143.4		166.7
Rated revolution	rpm	2,700		2,600		2,700		2,600
Fuel tank capacity	l	42		50				
Travelling system								
Transmission		Manual transmission, gear shift, 8 forward/4 reverse		HST 3 ranges		8 forward and 8 reverse fully synchronised		
Standard tyre size	Front	7-16		8-16	9,5-16	8-16		9,5-16
	Rear	11.2-24		13,6-24	13,6-28	13,6-24		13,6-28
Clutch		Dry type dual stage	Dry type single stage	-		Dry type single stage		
Steering		Integral type power steering			Hydrostatic power steering			
Braking system		Mechanical, wet disk type			Wet disk type			
Minimum turning radius with brake	m	2.5		2.7	3.2	2.7		3.2
PTO								
Rear PTO		SAE 1-3/8, 6 splines						
PTO/engine speed	rpm	540/2,553	540/2,578	540/2,480		540/2,590		540/2,550
Hydraulic unit								
Pump capacity	l/min	30.6		37.0	35.6	37.0		35.6
3-point hitch		SAE category 1						
Hydraulic control system		Position control			Position control			
Max. lift force	At lift points	906		1,750				
	609.6 mm behind lift points	kg	651	1,250	1,350	1,250		1,350
System pressure	MPa (kgf/cm ²)	15.7 (160)		18.6 (190)				
Dimensions								
Overall length (without 3P)	mm	2,805		3,170	3,245	3,170		3,245
Overall width (minimum tread)	mm	1,290		1,555	1,470	1,555		1,470
Overall height (with ROPS)	mm	2,460/2,355	2,460	2,250	2,550	2,250		2,550 2,420 (with cab)
Wheelbase	mm	1,610		1,895	1,915	1,895		1,915
Minimum ground clearance	mm	345		360	400	390		400
Tread	Front	1,085		1,145	1,135	1,145		1,135
	Rear	mm	1,015 1,115 1,195 1,295	1,140 1,210 1,310	1,125 1,225 1,325	1,140 1,210 1,310		1,125 1,225 1,325
Weight	kg	1,300/1,320	1,310	1,680	1,825	1,700		1,820 2,025 (with cab)

The company reserves the right to change the above specifications without notice.



Model		L1-382	L1-452	L1-522/L2-552
A Total length	mm	2,805	3,170	3,245
B Wheelbase	mm	1,610	1,895	1,915
C Height	mm	2,460	2,250	2,550
D Width min.	mm	1,290	1,470	1,555
E Track width min.	mm	1,085/1,015	1,145/1,140	1,135/1,125
F Ground clearance min.	mm	345	360	400

Front loader model		LA525EC	LA805	LA1055
Fitting to base machine		L1-382	L1-452	L1-522/L1-552
Manufacturer		Kubota	Kubota	Kubota
Max. lift height (to bucket pivot pin)	mm	2,403	2,665	2,859
Max. lift height (under level bucket)	mm	2,233	2,462	2,659
Clearance with bucket dumped	mm	1,943/1,879	2,075	2,279
Max. dump angle	°	40	43	46
Bucket rollback angle	°	31	42	42
Digging depth	mm	167	126	177
Overall height in carrying position	mm	1,306	1,382	1,444
Max. lift capacity	kg	676	1,053	1,399
Breakout force (at pivot point)	kN	10.95	15.14	18.61
Weight	kg	365	513	648

Kubota (U.K.) Limited

Dormer Road Thame, Oxfordshire, OX9 3UN

Website: <http://www.kubota.co.uk>

Every effort has been made to ensure that the contents of this publication were accurate and up-to-date at the time of going to press. All rights reserved. No part of this publication may be reproduced in any form by any means, without prior permission of Kubota. Kubota reserve the right as a manufacturer to amend and update any specification or performance information without notice, if required.



Kubota